


Instructions for Cancelling Gifts in Saint Rose of Lima Legacy Online Giving Platform (Vanco)

Go to Saint Rose of Lima Website:
saintrose.org

Select **Giving** from tabs across the top – click for **Giving Opportunities**



Scroll Left – Click on **Giving Legacy** page (<https://www.saintrose.org/giving-legacy>)



We've Have Some Important News!

We're moving away from our Legacy system

We are joining the Diocese of Nashville in their plan to have all parishes update their finance systems.

While we move from **Vanco** (Legacy system) to **Pushpay**, we want to make sure you feel supported every step of the way.

Set up your new account in Pushpay!

[Click here](#) to start giving today!

What does this mean for you?

Effective immediately, all new gifts (Offeratory, Capital Campaign, Food Pantry, etc.) need to be made through [Pushpay](#).

Recurring gifts need to be transitioned to Pushpay.

Please **ONLY** use the Legacy system to cancel your current transactions. No new gifts should be made on this site.

Need to access your Legacy account? You can find it [RIGHT HERE](#).

A new page will open. Scroll down to:
Need to access your current account?
Click on: You can find it [RIGHT HERE](#)

Log in with your email address and password.

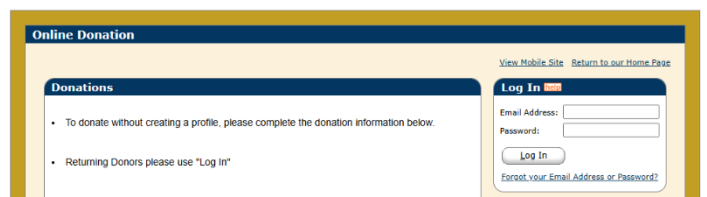
(If you forgot either of these, click the link:

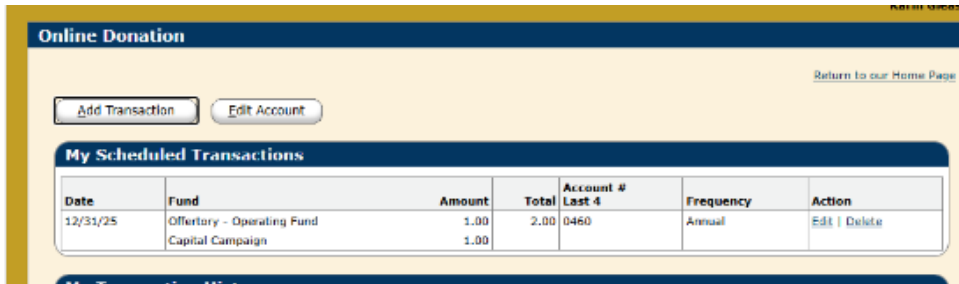
[Forgot your Email or PW](#))



SAINT ROSE OF LIMA
SANTA ROSA DE LIMA

1601 N. Tennessee Boulevard • Murfreesboro, TN 37130 • (615) 893-1843 • www.saintrose.org

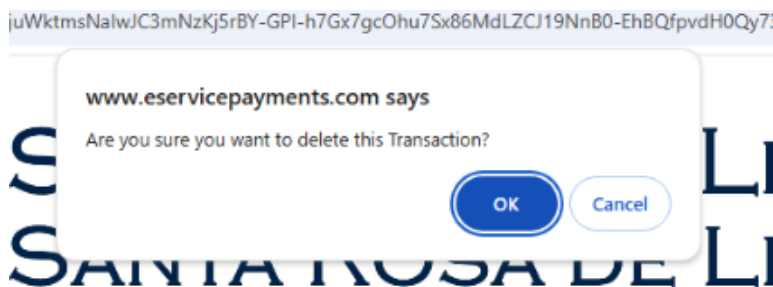
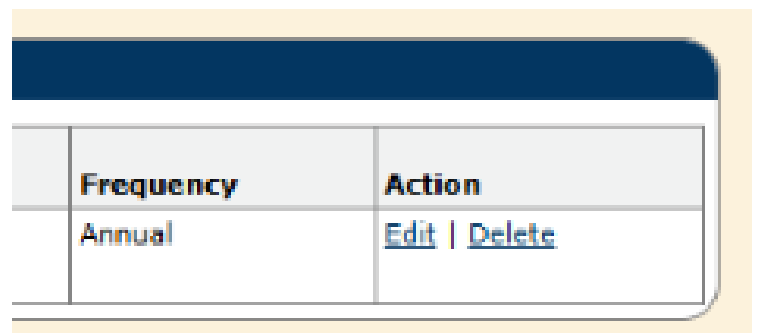




The **Online Donation Screen** will appear.

All of your recurring transactions will be listed.

In the box labelled (**My Scheduled Transactions**), under the **Action** column, click **Delete** for each recurring transaction.

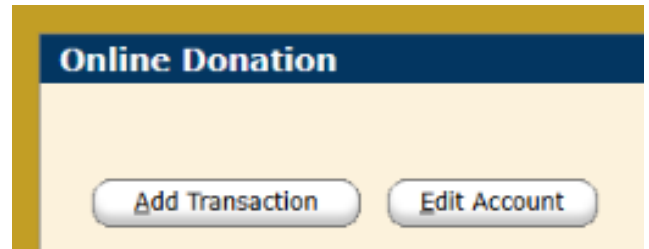


You will receive a pop-up window, each time you delete a transaction, asking: *Are you sure you want to delete this transaction?* Click **OK**.

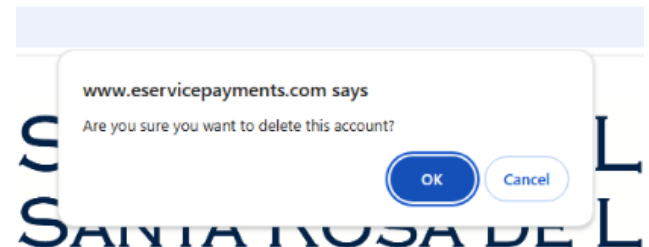
Return to the **Summary Page**, there should be no scheduled transactions.



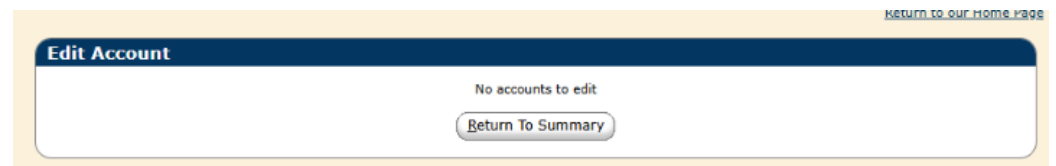
If you would prefer, you may also delete any saved payment methods. Click **Edit Account** and delete bank information.



You will receive a pop-up window asking: *Are you sure you want to delete this information?* Click **OK**.



The **Edit Account** window will now show:
No accounts to edit



You are finished with the transition to Pushpay.

Congratulations and **THANK YOU!**

If you require assistance with this transition, volunteers will be in the Jo Call Room between Masses, the weekend of March 22 and 23.

If you have any questions, please contact the Church Office at 615.893.1843.